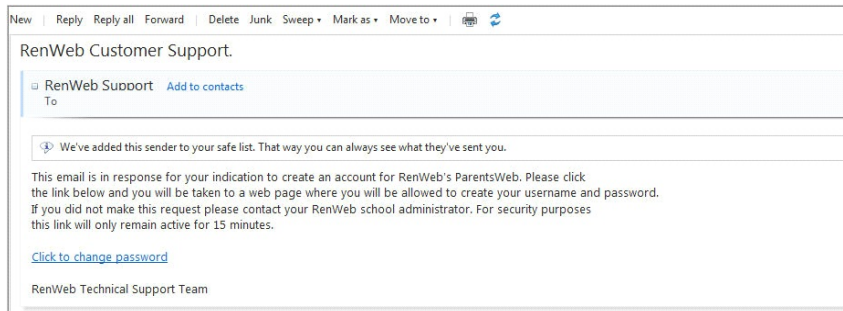


# How to Access “RenWeb ParentsWeb”

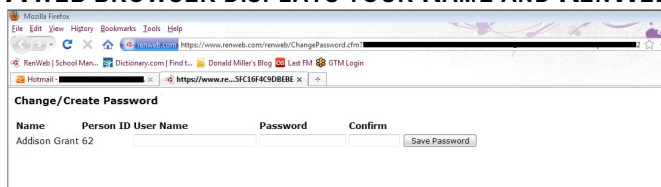
RENWEB SCHOOL MANAGEMENT SOFTWARE GIVES YOU, THE BUSY PARENT, AN OPPORTUNITY TO GET MORE INVOLVED IN YOUR CHILD’S ACADEMIC PROGRESS AND FUTURE SUCCESS—ALL VIA THE INTERNET! RENWEB’S PARENTSWEB IS A PRIVATE AND SECURE PARENTS’ PORTAL THAT WILL ALLOW PARENTS TO VIEW ACADEMIC INFORMATION SPECIFIC TO THEIR CHILDREN, WHILE PROTECTING THEIR CHILDREN’S INFORMATION FROM OTHERS. YOU CAN SEE YOUR CHILD’S GRADES, ATTENDANCE, HOMEWORK AND CONDUCT, AS WELL AS TEACHER’S WEEKLY LESSON PLANS AND OTHER USEFUL SCHOOL INFORMATION. YOU CAN COMMUNICATE WITH TEACHERS AND OTHER SCHOOL STAFF ONLINE WHENEVER NECESSARY. ALL YOU NEED IS AN INTERNET-CAPABLE COMPUTER.

## HERE’S HOW TO ACCESS OUR EASY-TO-USE RENWEB PARENTSWEB:

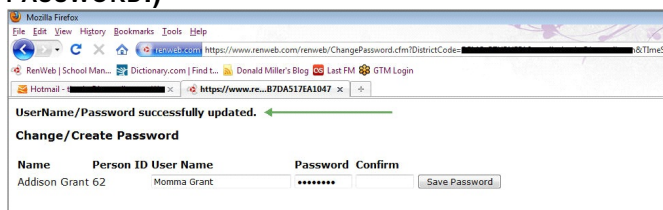
- **FIRST, YOU NEED TO MAKE SURE THE SCHOOL HAS YOUR EMAIL ADDRESS IN RENWEB. NO EMAIL ADDRESS - NO RENWEB ACCESS! (YOU EITHER ENTERED YOUR EMAIL ADDRESS ON YOUR STUDENT’S APPLICATION, OR YOU PROVIDED IT AT REGISTRATION OR WE NEVER GOT IT. IF YOU HAVE ANY QUESTION AS TO WHETHER WE HAVE IT, PLEASE CONTACT US AT 989-427-2403 OR EMAIL US AT “GLAA@MISDA.ORG”.**
- NEXT, GO TO [WWW.RENWEB.COM](http://WWW.RENWEB.COM) AND CLICK LOGINS.
- CLICK PARENTSWEB LOGIN.
- TYPE YOUR SCHOOL’S DISTRICT CODE IS **GL-MI**
- CLICK **CREATE NEW PARENTSWEB ACCOUNT.**
- **TYPE YOUR EMAIL ADDRESS AND AN EMAIL IS SENT TO YOU.**



- **CLICK THE **CLICK TO CHANGE PASSWORD LINK.** THIS LINK IS ONLY VALID FOR 30 MINUTES.**
- **A WEB BROWSER DISPLAYS YOUR NAME AND RENWEB ID.**



- **TYPE A USER NAME, PASSWORD AND CONFIRM THE PASSWORD. (DO NOT GIVE YOUR USERNAME AND PASSWORD WITH YOUR STUDENT. THEY WILL BE ABLE TO ACCESS RENWEB WITH THEIR OWN USERNAME AND PASSWORD.)**



**YOU CAN NOW LOG INTO PARENTSWEB USING YOUR NEW USER NAME AND PASSWORD.**

**WE LOOK FORWARD TO YOUR PARTICIPATION. TOGETHER WE CAN CONTINUE TO IMPROVE OUR CHILDREN’S ACADEMIC DEVELOPMENT AS WELL AS COMMUNICATION BETWEEN OUR SCHOOL AND YOUR HOME.**